



# Ridge Meadows RCMP

## 2017 Q2 Statistical Citizens Crime Summary – Pitt Meadows

**Date:** July 2017

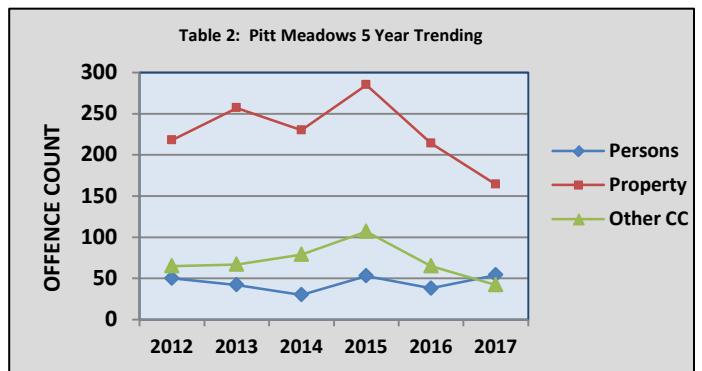
Protected "A"



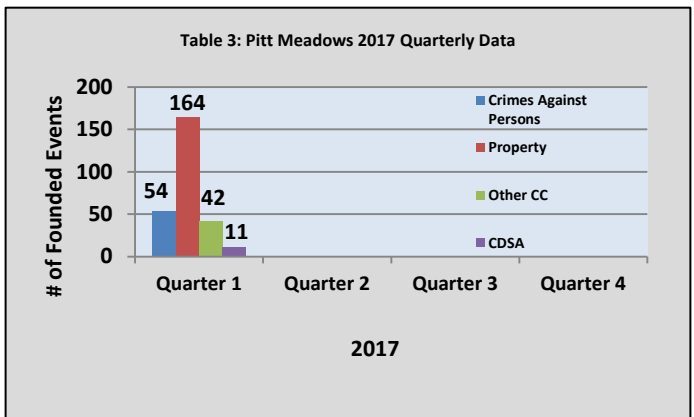
**QUARTER 2: SUMMARY TABLES**

Crime Type	YOY QUARTERLY COMPARISON				PREVIOUS QUARTERLY COMPARISON				YOY YTD COMPARISON			
	2016 Q2 Total	2017 Q2 Total	+/-	% Change YOY Q2	2017 Q1 Total	2017 Q2 Total	+/-	% Change Q-Q	2016 YTD	2017 YTD	+/-	% Change YTD
CRIMES AGAINST PERSONS	53	46	-7	-13%	54	46	-8	-15%	91	96	5	5%
PROPERTY CRIME	219	173	-46	-21%	164	173	9	5%	433	336	-97	-22%
OTHER CC	79	71	-8	-10%	42	71	29	69%	144	113	-31	-22%
CONTROLLED DRUGS*	10	12	2	20%	11	12	1	9%	22	0	-22	-100%
POLICE ATTENDED COLLISIONS	72	47	-25	-35%	37	47	10	27%	131	84	-47	-36%
IMPAIRED DRIVERS	13	16	3	23%	12	16	4	33%	23	28	5	22%

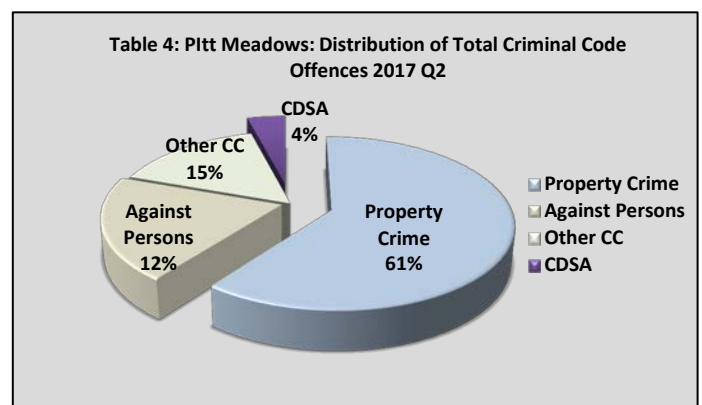
**Table 2** depicts the five year trends in Pitt Meadows throughout the three major crime categories. Persons crimes are seeing a slight increase over 2016. Property crime and Other CC crime categories are at the lowest rates since prior to 2012.



**Table 3** demonstrates the comparison between quarters to date in 2017.



**Table 4** displays the distribution of Criminal Code Offences within the second quarter of 2017. Property crime represents 61% of the total Criminal Code offences.





## QUARTER 2: DETAILED STATISTICAL CRIME SUMMARIES BY CATEGORY

### **Criminal Code Offences**

The overall cumulative distribution of Criminal Code offences across the major crime categories experienced a 16% decrease in 2017 Q1 as compared to the same period of 2016.

### **Crime Against Persons**

Crime Against Persons represented 12% of total Criminal Code offences in 2017 Q1. Offences within this category that experience an increase over 2016 Q1 are Domestic Violence (+11), Harassing/Obscene Phone Calls (+3) and Sex Offences (+1). There has been a 42% (+16) increase in Persons Crimes when comparing 2016 Q1 with 2017 Q1. The entire Lower Mainland has continued to experience an increase in this category.

### **Property Crime**

Property Crime represented 61% of total Criminal Code offences in 2017 Q1. There has been a 21% (-43) decrease in Property Crime when comparing 2016 Q1 with 2017 Q1.

### **Other Criminal Code Offence**

"Other" Criminal Code offences represented 15% of total Criminal Code offences in 2017 Q1, trending down 34% over the same period of 2016. Cause Disturbance continues to be the most common crime type in this category.

**Controlled Substances** Drug related offences have remained stable year over year in the first quarter with no increase or decrease in the category.

### **Traffic**

There were a total of 37 collisions in 2017 Q1 resulting in a 38% decrease over the same period in 2016. This includes 0 fatal collisions, 10 non-fatal injury collisions and 27 damage collisions.

In 2017 Q1 police officers removed 12 impaired drivers off the streets of Pitt Meadows.



**QUARTER 2: CALLS FOR SERVICE**

Year to date, members have responded to the following top ten public reports to police. These categories are generalized by dispatch and are broad in nature.

<b>YTD Top CFS - Dispatched (CAD Data)</b>		
#1	Theft	76
#2	Traffic Incident	69
#3	Suspicious Circumstance	56
#4	Alarm	54
#5	Property	49
#6	Suspicious Person	47
#7	Impaired	47
#8	Assist Police/Fire/EHS	46
#9	Domestic in Progress	38
#10	Hazardous Situation	29



### Data Qualifiers

The summarized offence statistical data in the following report is derived from the RCMP PRIME - BC Provincial Occurrence Code Table (UCR) and differs from data provided up to June 6, 2006, in the Operational Statistics Reporting System (OSR) within the Police Information Retrieval System (PIRS). As a result, scoring rules and occurrence codes have been modified and will not accurately reflect changes when comparing UCR and OSR data.

The summarized data included in this report represent "actual offences" only (i.e.: those incidents which upon preliminary investigation have been deemed to have occurred or been attempted) Incidents of crime that were reported but could not be substantiated when followed up by the police are considered to be "unfounded" and are subtracted from the number of reported offences to produce the number of actual offences. This data also does not indicate or infer the number of charges laid, prosecutions conducted, informations sworn, or convictions obtained.

Data contained in this report is also based on accumulated-to-date information. The data presented here may vary from previously produced reports and numbers may continue to change due to the dynamic nature of offences being reported and cleared.

The crime data contained within this report (i.e.: number of offences) utilizes the UCR Survey to collect aggregate data on the incidence of crime. The UCR Survey uses the *most serious incident rule* when compiling police-reported crime data. The MSO rule stipulates that where a single criminal incident contains a number of violations of the law, then only the most serious one is recorded for UCR purposes. As a result, the total number of UCR offences does not represent the total of all crime reported by police (i.e.: the UCR Survey tends to underestimate the true incidence of relatively less serious crimes)

For the purposes of this report, offences have been divided into 5 major categories that include Crimes Against Persons Offences Against Property and Other Criminal Code offences. Offences under the Controlled Drugs & Substances Act have been included but not other federal statutes such as the Customs Act or the Canada Shipping Act. The statistical summary also includes Traffic collisions and impaired investigations but does not include municipal traffic infractions or other by-law infractions.

- **Crimes Against Persons** - include attempt murder, assault, sex offence, robbery and abduction.
- **Offences Against Property** - include commercial, residential and other break & enter, possession of stolen property, mischief, theft of vehicle, theft from vehicle, theft, arson and fraud.
- **Other Criminal Code Offences** - include prostitution, weapons, trespassing, disturbing the peace, obstruction, breach, indecent acts, bail violation, escape custody, counterfeiting currency and cause disturbance.
- **Traffic** - consists of impaired drivers, IRP's, roadside suspensions, fatal and damage collisions
- **Controlled Drugs/Substances** - consist of drug offences involving trafficking, possession and production.