



Ridge Meadows RCMP

2016 Q1 Statistical Citizens Crime Summary – Pitt Meadows

Date: April 2016

Protected "A"



QUARTER 1: SUMMARY TABLES

Crime Type	YOY QUARTERLY COMPARISON				PREVIOUS QUARTERLY COMPARISON			
	2015 Q1 Total	2016 Q1 Total	+/-	% Change YOY Q1	2015 Q4 Total	2016 Q1 Total	+/-	% Change Q4-Q1
CRIMES AGAINST PERSONS	55	38	-17	-31%	46	38	-8	-17%
PROPERTY CRIME	283	207	-76	-27%	233	207	-26	-11%
OTHER CC	107	64	-43	-40%	70	64	-6	-9%
CONTROLLED DRUGS*	7	11	4	57%	11	11	0	0%
POLICE ATTENDED COLLISIONS	55	52	-3	-5%	60	52	-8	-13%
IMPAIRED DRIVERS	18	10	-8	-44%	9	10	1	11%
INFRACTIONS:	1879	2864	985	52%	2436	2864	428	18%

*Controlled Drugs total include drug related investigations and seizures

Table 2 depicts the five year trends in Pitt Meadows throughout the three major crime categories. Property crime is at the lowest rate since prior to 2011. Persons crimes are the lowest rates they have been year to date since 2012. The Other CC category is the lowest it's been since prior to 2011.

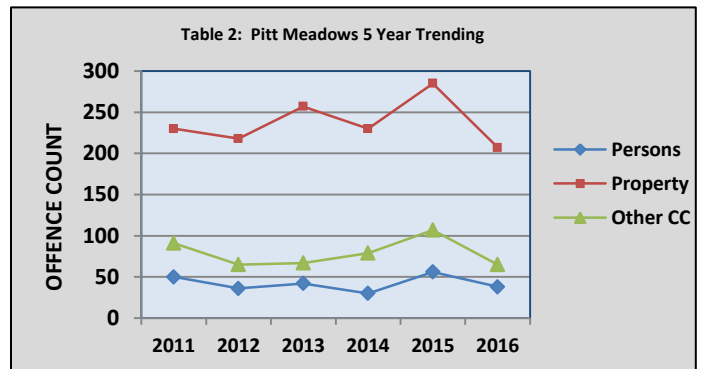


Table 3 will demonstrate the comparison between quarters to date in 2016. Quarter 1 data is included here.

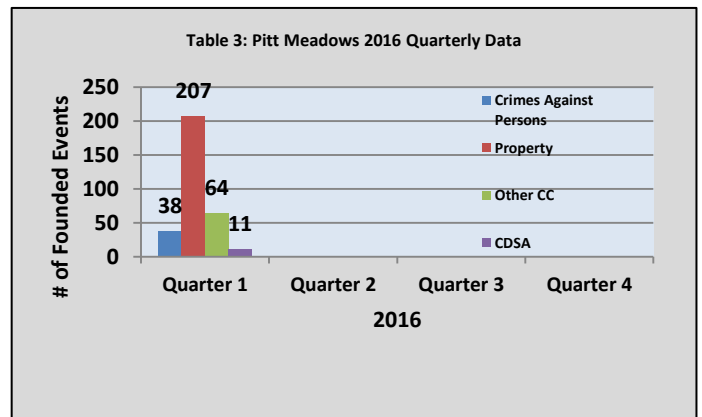
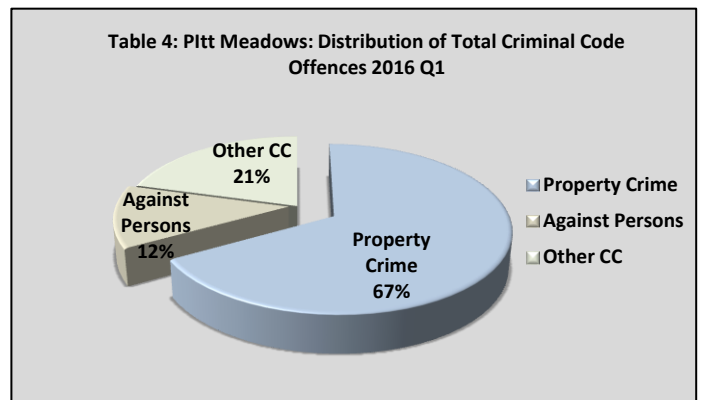


Table 4 displays the distribution of Criminal Code Offences within the first quarter of 2016. Property crime represents 67% of the total Criminal Code offences.





QUARTER 1: DETAILED STATISTICAL CRIME SUMMARIES BY CATEGORY

Criminal Code Offences

The overall cumulative distribution of Criminal Code offences across the major crime categories experienced a 31% decrease in 2016 Q1 as compared to the same period of 2015.

Crime Against Persons

Crime Against Persons represented 12% of total Criminal Code offences in 2016 Q1, trending down 32% as compared to 2015 Q1. All offences within this category reported decreases with the exception of Sex Offences (+1).

Property Crime

Property Crime represented 67% of total Criminal Code offences in 2016 Q1, trending down 27% as compared to 2015 Q1. All offences within this category experienced decreases with the exception of Theft (+1) and Fraud (+2).

Other Criminal Code Offence

"Other" Criminal Code offences represented 21% of total Criminal Code offences in 2016 Q1, trending down 39% over the same period of 2015.

Controlled Substances Drug related offences increased 57% (+11) in 2016 Q1.

Traffic

There were a total of 60 collisions in 2016 Q1 resulting in a 15% increase over the same period in 2015. This includes 0 fatal collisions, 21 non-fatal injury collisions and 39 damage collisions.

In 2016 Q1 police officers removed 10 impaired drivers off the streets of Pitt Meadows. In addition, 2792 traffic infractions were issued throughout Pitt Meadows and Maple Ridge.



QUARTER 1: CALLS FOR SERVICE

Year to date, members have responded to the following top ten public reports to police. These categories are generalized by dispatch and are broad in nature.

YTD Top CFS - Dispatched (CAD Data)		
#1	Traffic Incident	115
#2	Theft	97
#3	Alarm	67
#4	Assist Police/fire/ambulance	52
#5	Property	49
#6	Impaired	49
#7	Suspicious Person	46
#8	Hazardous Situation	38
#9	Domestic In Progress	37
#10	MVI Injury	35



Data Qualifiers

The summarized offence statistical data in the following report is derived from the RCMP PRIME - BC Provincial Occurrence Code Table (UCR) and differs from data provided up to June 6, 2006, in the Operational Statistics Reporting System (OSR) within the Police Information Retrieval System (PIRS). As a result, scoring rules and occurrence codes have been modified and will not accurately reflect changes when comparing UCR and OSR data.

The summarized data included in this report represent "actual offences" only (i.e.: those incidents which upon preliminary investigation have been deemed to have occurred or been attempted) Incidents of crime that were reported but could not be substantiated when followed up by the police are considered to be "unfounded" and are subtracted from the number of reported offences to produce the number of actual offences. This data also does not indicate or infer the number of charges laid, prosecutions conducted, informations sworn, or convictions obtained.

Data contained in this report is also based on accumulated-to-date information. The data presented here may vary from previously produced reports and numbers may continue to change due to the dynamic nature of offences being reported and cleared.

The crime data contained within this report (i.e.: number of offences) utilizes the UCR Survey to collect aggregate data on the incidence of crime. The UCR Survey uses the *most serious incident rule* when compiling police-reported crime data. The MSO rule stipulates that where a single criminal incident contains a number of violations of the law, then only the most serious one is recorded for UCR purposes. As a result, the total number of UCR offences does not represent the total of all crime reported by police (i.e.: the UCR Survey tends to underestimate the true incidence of relatively less serious crimes)

For the purposes of this report, offences have been divided into 5 major categories that include Crimes Against Persons Offences Against Property and Other Criminal Code offences. Offences under the Controlled Drugs & Substances Act have been included but not other federal statutes such as the Customs Act or the Canada Shipping Act. The statistical summary also includes Traffic collisions and impaired investigations but does not include municipal traffic infractions or other by-law infractions.

- **Crimes Against Persons** - include attempt murder, assault, sex offence, robbery and abduction.
- **Offences Against Property** - include commercial, residential and other break & enter, possession of stolen property, mischief, theft of vehicle, theft from vehicle, theft, arson and fraud.
- **Other Criminal Code Offences** - include prostitution, weapons, trespassing, disturbing the peace, obstruction, breach, indecent acts, bail violation, escape custody, counterfeiting currency and cause disturbance.
- **Traffic** - consists of impaired drivers, IRP's, roadside suspensions, fatal and damage collisions
- **Controlled Drugs/Substances** - consist of drug offences involving trafficking, possession and production.