



# Ridge Meadows RCMP

## 2016 Q2 Statistical Citizens Crime Summary – Maple Ridge

**Date:** July 2016

Protected "A"



# Maple Ridge 2016 Q2 Statistical Citizens Crime Summary

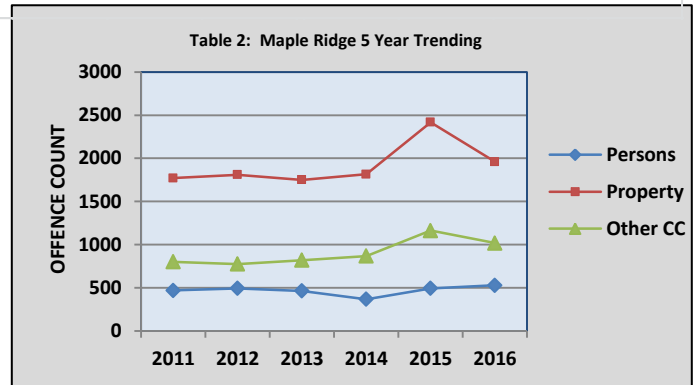
Protected "A"

## QUARTER 2: SUMMARY TABLES

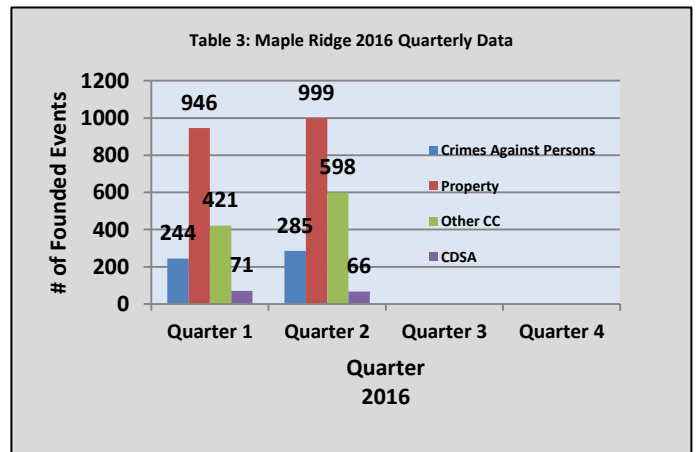
Crime Type	YOY QUARTERLY COMPARISON				2016 QUARTERLY COMPARISON				YOY YTD COMPARISON			
	2015 Q2 Total	2016 Q2 Total	+/-	% Change YOY Q2	2016 Q1 Total	2016 Q2 Total	+/-	% Change Q1-Q2	2015 YTD	2016 YTD	+/-	% Change YTD
CRIMES AGAINST PERSONS	282	280	-2	-1%	244	280	36	15%	494	528	34	7%
PROPERTY CRIME	1158	999	-159	-14%	946	999	53	6%	2417	1959	-458	-19%
CRIMINAL CODE- OTHER	629	598	-31	-5%	421	598	177	42%	1163	1017	-146	-13%
CONTROLLED DRUGS*	56	66	10	18%	71	66	-5	-7%	119	137	18	15%
POLICE ATTENDED COLLISIONS	238	218	-20	-8%	240	218	-22	-9%	472	458	-14	-3%
IMPAIRED DRIVERS	60	92	32	53%	52	92	40	77%	115	123	8	7%
TRAFFIC INFRACTIONS	1815	2534	719	40%	2792	2534	-258	-9%	3694	5329	1635	44%

\*Controlled Drugs include drug related investigations and seizures

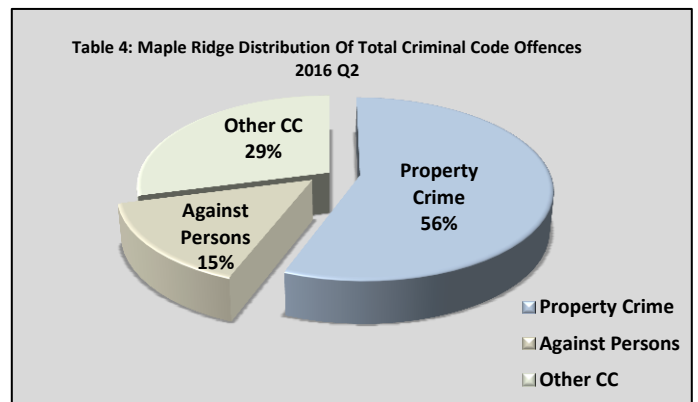
**Table 2** depicts the five year trends in Maple Ridge throughout the three major crime categories. Property crime and Other CC are trending down year to date, compared with 2015, while Persons crimes are trending slightly upwards which is representative of what is occurring throughout the province.



**Table 3** demonstrates the comparison between the two quarters to date in 2016. There is a slight increase in all categories except for Controlled Drug and Substances Act (CDSA)/drug related files which are seeing a slight decrease.



**Table 4** displays the distribution with the second quarter of Criminal Code Offences second quarter of 2016. Property crime represents 56% of the total Criminal Code offences.





### QUARTER 2: DETAILED STATISTICAL CRIME SUMMARIES BY CATEGORY

The overall cumulative distribution of Criminal Code offences (which include Crimes Against Persons, Property Crime and Other Criminal Code Offences) experienced a 14% decrease in the second quarter of 2016 as compared to the same period in 2015.

#### **Crime Against Persons**

Violent Crime represented 15% of total Criminal Code offences in 2016 Q2 and is trending up 7% as compared to the same period in 2015. Year to date, offences within this category reporting increases are assault (+31), extortion (+2), sex offence (+17), and uttering threats (+18). Across the Lower Mainland, Crime Against Persons have been increasing due to a number of factors, including population increases. A large majority of the assaults reported in Maple Ridge are between individuals who are known to one another. The majority of sex offences reported are historical in nature and also involve individuals who are known to one another.

#### **Property Crime**

Property Crime represented 56% of total Criminal Code offences in 2016 Q2 and is reporting a 19% decrease compared to the same period in 2015. Year to date, all offences within this category experienced a decrease except for B&E residential (+4) and fraud (+24). Six individuals are being charged in relation to Fraud files and two individuals are being charged in relation to B&E Residential files in Maple Ridge in 2016 Q2. Ridge Meadows RCMP has released reminders on social media (Facebook and Twitter) to ensure residences are secured with the warmer weather leading to more open garages, windows and doors.

#### **Other Criminal Code Offence**

"Other" Criminal Code offences, including weapons related calls, obstruction, breach, bail violations and cause disturbance, represented 29% of total Criminal Code offences in 2016 Q2 and decreased 13% over the same period in 2015. Weapons related files have increased 15% (+3) year to date from 2015. The Ridge Meadows RCMP have engaged in a "Safe Cities" project that involves assisting members of the public dispose of unwanted firearms to prevent them falling into the wrong hands.

**Controlled Substances (CDSA)** Drug related offences increased 15% (+18) in 2016 Q2 compared to 2015 Q2. The Ridge Meadows RCMP has recommended charges for 49 individuals in Maple Ridge from the beginning of 2016 for drug related offences.

#### **Traffic**

There were a total of 218 collisions in 2016 Q2 resulting in an 8% decrease over the same period in 2015. This includes 1 fatal collision, 57 non-fatal injury collisions and 160 damage collisions. Comparing Q1 2016 and Q2 2016, collisions have decreased by 9%.

In 2016 Q2 police officers removed 60 impaired drivers off the streets of Maple Ridge. In addition, 2534 traffic infractions were issued throughout Pitt Meadows and Maple Ridge. A total of 5329 traffic infractions have been issued since the beginning of 2016.



**QUARTER 2: CALLS FOR SERVICE**

Year to date, members have responded to the following top ten public reports to police. These categories are generalized by dispatch and are broad in nature.

<b>TOP 10 Public Reports to Police</b>		
<b>#1</b>	<b>Suspicious Person/Occurrence</b>	<b>1340</b>
<b>#2</b>	<b>Theft</b>	<b>891</b>
<b>#3</b>	<b>Traffic Incident</b>	<b>741</b>
<b>#4</b>	<b>Assist Other Emergency Service</b>	<b>723</b>
<b>#5</b>	<b>Disturbance</b>	<b>568</b>
<b>#6</b>	<b>Property Related (lost, found, mischief)</b>	<b>517</b>
<b>#7</b>	<b>Family/relationship Violence</b>	<b>474</b>
<b>#8</b>	<b>Impaired Driving</b>	<b>427</b>
<b>#9</b>	<b>Assist Other Non-Emergency Service</b>	<b>419</b>
<b>#10</b>	<b>Assist General Public</b>	<b>401</b>



### Data Qualifiers

The summarized offence statistical data in the following report is derived from the RCMP PRIME - BC Provincial Occurrence Code Table (UCR) and differs from data provided up to June 6, 2006, in the Operational Statistics Reporting System (OSR) within the Police Information Retrieval System (PIRS). As a result, scoring rules and occurrence codes have been modified and will not accurately reflect changes when comparing UCR and OSR data.

The summarized data included in this report represent "actual offences" only (i.e.: those incidents which upon preliminary investigation have been deemed to have occurred or been attempted) Incidents of crime that were reported but could not be substantiated when followed up by the police are considered to be "unfounded" and are subtracted from the number of reported offences to produce the number of actual offences. This data also does not indicate or infer the number of charges laid, prosecutions conducted, informations sworn, or convictions obtained.

Data contained in this report is also based on accumulated-to-date information. The data presented here may vary from previously produced reports and numbers may continue to change due to the dynamic nature of offences being reported and cleared.

The crime data contained within this report (i.e.: number of offences) utilizes the UCR Survey to collect aggregate data on the incidence of crime. The UCR Survey uses the *most serious incident rule* when compiling police-reported crime data. The MSO rule stipulates that where a single criminal incident contains a number of violations of the law, then only the most serious one is recorded for UCR purposes. As a result, the total number of UCR offences does not represent the total of all crime reported by police (i.e.: the UCR Survey tends to underestimate the true incidence of relatively less serious crimes)

For the purposes of this report, offences have been divided into 5 major categories that include Crimes Against Persons, Offences Against Property and Other Criminal Code offences. Offences under the Controlled Drugs & Substances Act have been included but not other federal statutes such as the Customs Act or the Canada Shipping Act. The statistical summary also includes Traffic collisions and impaired investigations but does not include municipal traffic infractions or other by-law infractions.

- **Crimes Against Persons** - include attempt murder, assault, sex offence, robbery and abduction.
- **Offences Against Property** - include commercial, residential and other break & enter, possession of stolen property, mischief, theft of vehicle, theft from vehicle, theft, arson and fraud.
- **Other Criminal Code Offences** - include prostitution, weapons, trespassing, disturbing the peace, obstruction, breach, indecent acts, bail violation, escape custody, counterfeiting currency and cause disturbance.
- **Traffic** - consists of impaired drivers, IRP's, roadside suspensions, fatal and damage collisions
- **Controlled Drugs/Substances** - consist of drug offences involving trafficking, possession and production.